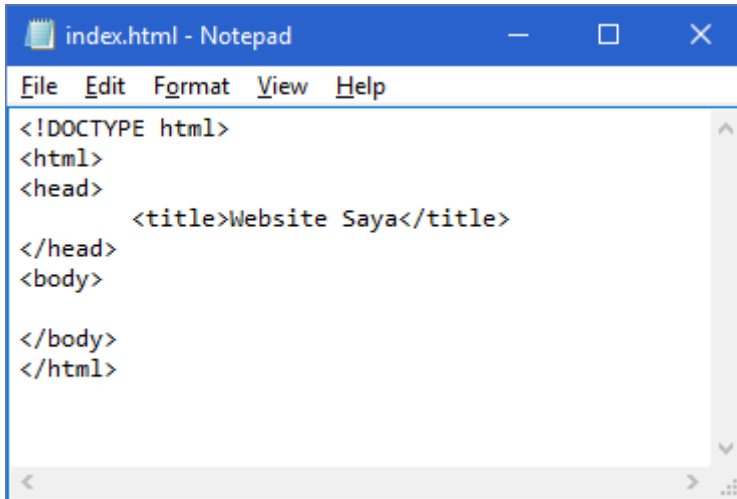


MODUL 1

Desain Artikel

A. LATIHAN

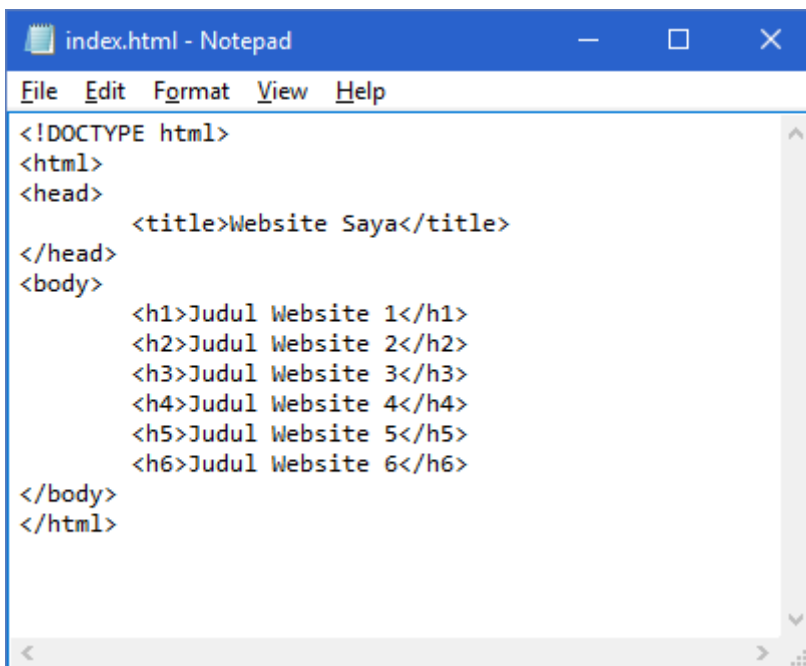
1. Bukalah aplikasi teks editor
2. Tuliskan kode dasar HTML



```
index.html - Notepad
File Edit Format View Help
<!DOCTYPE html>
<html>
<head>
    <title>Website Saya</title>
</head>
<body>
</body>
</html>
```

Simpan sebagai index.html

3. Sisipkan kode berikut pada body:



```
index.html - Notepad
File Edit Format View Help
<!DOCTYPE html>
<html>
<head>
    <title>Website Saya</title>
</head>
<body>
    <h1>Judul Website 1</h1>
    <h2>Judul Website 2</h2>
    <h3>Judul Website 3</h3>
    <h4>Judul Website 4</h4>
    <h5>Judul Website 5</h5>
    <h6>Judul Website 6</h6>
</body>
</html>
```

4. Jika benar, maka tampilannya sebagai berikut:

Judul Website 1

Judul Website 2

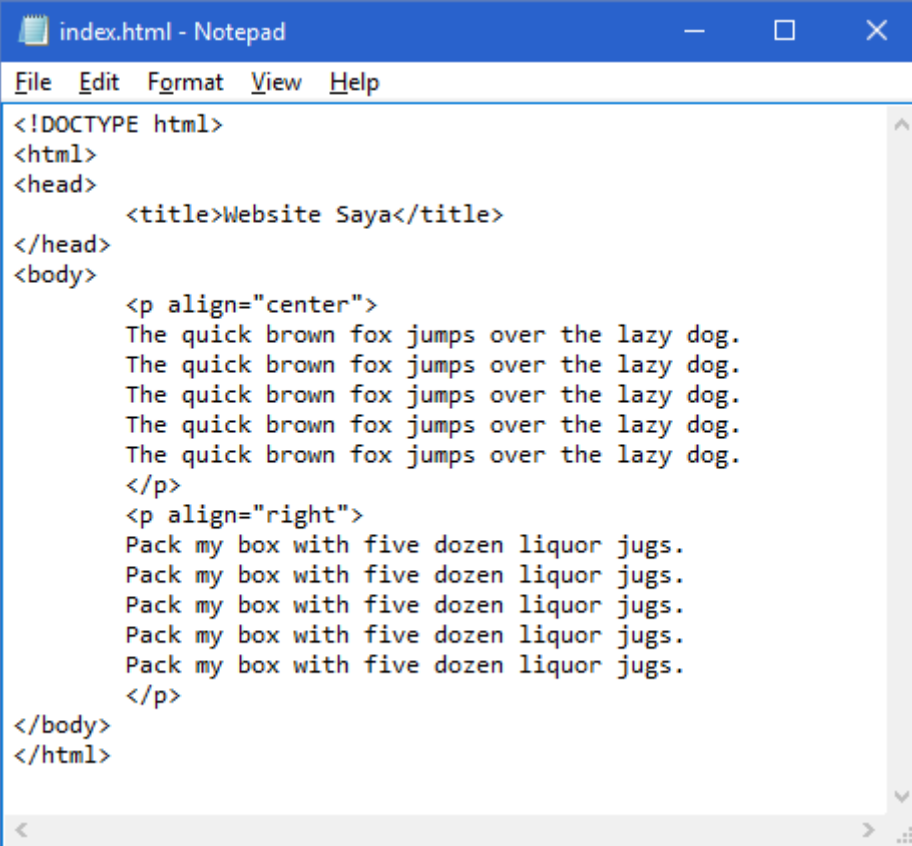
Judul Website 3

Judul Website 4

Judul Website 5

Judul Website 6

5. Selanjutnya coba tuliskan kode berikut pada body:



```
index.html - Notepad
File Edit Format View Help
<!DOCTYPE html>
<html>
<head>
  <title>Website Saya</title>
</head>
<body>
  <p align="center">
    The quick brown fox jumps over the lazy dog.
    The quick brown fox jumps over the lazy dog.
    The quick brown fox jumps over the lazy dog.
    The quick brown fox jumps over the lazy dog.
    The quick brown fox jumps over the lazy dog.
  </p>
  <p align="right">
    Pack my box with five dozen liquor jugs.
    Pack my box with five dozen liquor jugs.
    Pack my box with five dozen liquor jugs.
    Pack my box with five dozen liquor jugs.
    Pack my box with five dozen liquor jugs.
  </p>
</body>
</html>
```

6. Jika benar, maka tampilannya sebagai berikut:

The quick brown fox jumps over the lazy dog. The quick brown fox jumps over the lazy dog. The quick brown fox jumps over the lazy dog. The quick brown fox jumps over the lazy dog. The quick brown fox jumps over the lazy dog.

Pack my box with five dozen liquor jugs. Pack my box with five dozen liquor jugs. Pack my box with five dozen liquor jugs. Pack my box with five dozen liquor jugs. Pack my box with five dozen liquor jugs.

7. Selanjutnya, coba tuliskan kode berikut pada body:



```

index.html - Notepad
File Edit Format View Help
<!DOCTYPE html>
<html>
<head>
  <title>Website Saya</title>
</head>
<body>
  <h3 id="judul">Judul Artikel</h3>
  <p>
    The quick brown fox jumps over the lazy dog.
    The quick brown fox jumps over the lazy dog.
    The quick brown fox jumps over the lazy dog.
    The quick brown fox jumps over the lazy dog.
    The quick brown fox jumps over the lazy dog.
  </p>
  <a href="#judul">Back to top</a>
  <br>Informasi lebih lanjut bisa kunjungi:
  <a href="http://google.com" target="_blank">google</a>
</body>
</html>

```

8. Jika benar, maka tampilannya sebagai berikut:

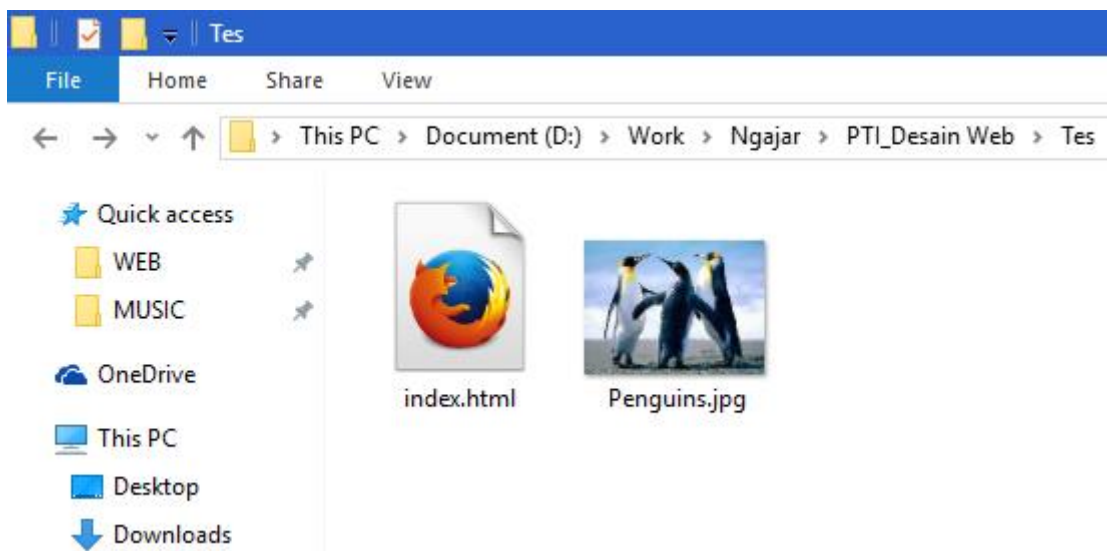
Judul Artikel

The quick brown fox jumps over the lazy dog. The quick brown fox jumps over the lazy dog. The quick brown fox jumps over the lazy dog. The quick brown fox jumps over the lazy dog. The quick brown fox jumps over the lazy dog.

[Back to top](#)

Informasi lebih lanjut bisa kunjungi: [google](http://google.com)

9. Selanjutnya coba copy suatu file gambar pada direktori dimana anda menyimpan file index.html anda



10. Kemudian ketikkan kode berikut pada body:

```
index.html - Notepad
File Edit Format View Help
<!DOCTYPE html>
<html>
<head>
  <title>Website Saya</title>
</head>
<body>
  <h3>Tes Gambar</h3>
  
</body>
</html>
```

Catatan: "Penguins.jpg" menyesuaikan nama file gambar yang anda copy

11. Jika benar, maka tampilannya sebagai berikut:

Tes Gambar

